


## Overview of Optional Activities Week beginning 22.2.21 The Very Hungry Caterpillar

This week to support learning you could...

### Literacy

Read the Very Hungry Caterpillar by Eric Carle



Can you retell the story?

Can you make up your own story about the very hungry worm or other minibeast.

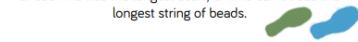
### Maths

This week we are learning all about length and height.

When talking about length, use the language of longer and shorter/longest and shortest/long and short.

When talking about height use the language of taller and shorter/tallest and shortest/tall and short.

Opportunities for comparing length or height will arise naturally through the children's talk as they play. They may compare the height of their towers or length of their roads, or see who has the longest scarf, or who can thread the longest string of beads.



Support each child to make a paper 'footprint'. Can they find items which are longer than their foot, shorter, about the same size? Can a small group arrange their footprints in size order by making direct comparisons?

Provide a selection of measuring items for the children to explore. E.g. rulers, tape measures, trundle wheels, height charts. The children may also like to create their own height charts and tape measures and use them to measure items inside and out.



Provide pots and soil and seeds for the children to plant. Encourage them to find ways to measure compare and record the height of their plants as they grow.

#### Length and Height

##### Construction

Build a tower or a road. Challenge the children to build a tower the same height as yours, a shorter tower, a taller tower. A longer road, a shorter road.

How tall is the tallest tower they can build? Can they build beds or chairs for Daddy Bear, Mummy Bear and Baby Bear?

##### Small World

Provide materials for the children to construct bridges for the cars. They will need to consider how long, how wide and how high they want their bridges to be and select which blocks to use.

They could also investigate who can push their car the furthest? How will they measure this?

#### Enhancements to areas of learning

##### Workshop

Provide a variety of ribbon, lace, string. Ask the children to cut pieces and make direct comparisons with a given length (E.g. a piece of ribbon taped to the table) Can they sort the lengths into the same as, longer than and shorter than the given length? They could also line the lengths up in order from longest to shortest.

##### Dough

Encourage the children to use mathematical language relating to length as they play. Ask: Can you make a long snake? A short snake? A thick snake? A thin snake? Show me the longest snake you can make. How many blocks long is your snake?

### Creative



Hungry Caterpillar kebabs



Potato masher caterpillar



Pom Pom caterpillars



Long caterpillars



### Physical

Can you make a sandwich? Can you spread the butter yourself and cut your own tomatoes/cucumber?

#### P.E. – Gymnastics and ways we can move our bodies.

How many different ways can you think of to jump?

What is important to remember when jumping?

How many different ways can you move your body into the air?

Can you think about what might happen if you don't bend your knees when landing?

How high can you jump?

How far can you jump?

Can you join your jumps together to perform a sequence?

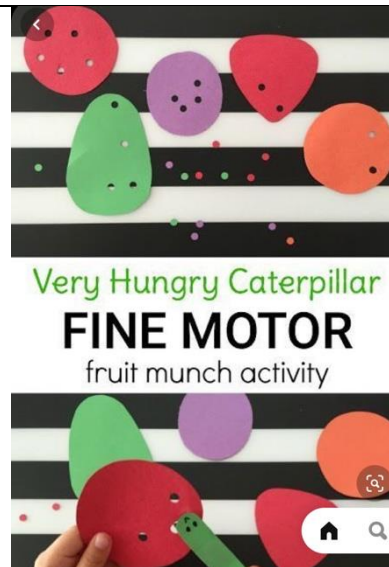
### Understanding the World

Can you find out what caterpillars turn into.

### Personal, Social and Emotional Development


Can you make a gratitude jar/box – decorate a jar or box and put your favourite things in the jar or box. Draw little post it notes about what you love / makes you happy.

Meditation - <https://video.link/w/KO5Lb>





09:43 Fri 12 Feb  
hugoboy.com  
Crafts for Kids: Caterpillar Necklace Craft  
Images may be subject to copyright. Learn more  
Visit



hugoboy.com  
Crafts for Kids: Caterpillar Necklace Craft  
Images may be subject to copyright. Learn more