



Pupil Premium

Report

September
2017

The Government requires the school to publish information about how we use Pupil Premium funding which was introduced in 2011-2012. This money was initially allocated to schools based on the numbers of pupils in the school who were eligible for Free School Meals (FSM), who were 'Looked after Children' or from service families. From 2012-2013, it was expanded to include all children who have been eligible for FSM within the last 6 years.

The money is allocated to fund initiatives to:

- raise the attainment of disadvantaged pupils and close the gap with their peers,
- supporting children and young people with parents in the regular armed forces.

Principles of using Pupil Premium funding at Western Primary School:

- we ensure that teaching and learning opportunities meet the needs of all pupils,
- we ensure that appropriate provision is made for pupils who belong to vulnerable groups which includes ensuring that the needs of socially disadvantaged pupils are assessed and addressed,
- in making provision for socially disadvantaged pupils, we recognise that not all pupils who receive free school meals will be socially disadvantaged,
- we also recognise that not all pupils who are socially disadvantaged are registered or qualify for, free school meals,
- Pupil Premium funding will be allocated following a needs analysis to identify priorities across all areas of provision

*DPP refers to the government's new name for this group – Disadvantaged Pupl Premium

Pupil Premium Spending 2016 -17

Number of eligible pupils:	34 (5 of which are service who receive reduced funding - £300)
Pupil premium funding per pupil:	£ 1 320
Total funding allocated:	£ 39 780

Type of support	Cost/pupil	Pupils accessing DPP	DPP Cost Overall
School trips	£124	27	3 348
Swimming	£100	8	800
Food (e.g. breakfast, break snack)	£15	6	90
Cool Milk	£12	30	360
Before School Club	£97	3	291
Quiet Room	£377	7	2 639
Resources – Retreat and Sanctuary (new)	-	-	3528
The Junction (1:1 cover for Y6 pupil)	£500	2	1000
SALT	£326	12	3 912
Literacy support	£284	8	2 272
Pre-teach/ catch up	£150	22	3 300
Maths support Group	£287	8	2 296
Maths support 1:1	£248	1	248
Support teacher	£387	8	3 096
Diagnostic Assessment	£9	27	243
ICT Software	£19	12	228
ICT hardware	£300	7	2 100
Behaviour support provision	£525	12	6 300
Parent support worker	£125	8	1 000
CPD for support staff	£67	27	1 809
CPD for SENCo	£70	15	1 050
Total spent:			£ 40 000

Barriers to Learning:

It is recognised that, for a number of reasons, our children may have barriers to their learning. Such barriers identified within our disadvantaged/ pupil premium children are listed below:

<u>Cognition and Learning</u>	<u>Communication and Interaction</u>
<ul style="list-style-type: none"> • Gaps in learning – alphabet, counting, phonics, spelling, reading, fine motor development • Gaps in prior learning – foundations are missing • Lack of automation (e.g. in handwriting) • Lacks world experience and general knowledge • Limited ability to comprehend (reading) • Slow processing speed • Working memory problems • Slow to start tasks • Impaired attention and concentration • Lacks ability to retain • Reduced creativity • Lacks ‘thinking’ skills 	<ul style="list-style-type: none"> • Speech sound difficulties • Social communication difficulties – difficulties with starting conversations, taking turns, understanding social cues • Difficulty understanding spoken language • Unable to form longer spoken sentences • Weak vocabulary base –unable to categorise words • Difficulties making and maintaining friendships
<u>Physical, Sensory and/ or Medical</u>	<u>Emotional/ Social and Mental Health</u>
<ul style="list-style-type: none"> • Physical difficulty • Co-ordination problems • Medical need • Difficulty with vision • Difficulty with hearing 	<ul style="list-style-type: none"> • Lacks empathy • Highly anxious • Lacks self-regulation • Has physical/ verbal tics • Shouts out • Appears rude • Appears to want to control situations • Finds it hard to make a decision • Frequently in conflict with peers • Unable to take turns • Lacks motivation and effort • Lacks resilience • Lacks flexibility • Behaves impulsively • Cries easily • Easily frustrated • Loses temper • Lashes out physically • Cannot accept praise • Cannot verbalise feelings • Does not understand own/ others’ emotions • Has low aspirations • Low self-esteem • Low self-worth/ belief • School refusing • High sensory need

KS1 Disadvantaged/ Pupil Premium Interventions:

<u>Year One:</u>	<u>Year Two:</u>	<u>Year Three:</u>
<ul style="list-style-type: none"> • Literacy Support Group (handwriting, spelling) • 1:1 Active literacy • Fine motor support • Maths Support Group • Quiet Room • Phonics Support Group and resources • Parent support meetings (phonics) • SALT support • Language & Communication support • The Junction • Breakfast Club available • Cool Milk • Breaktime snack • Parent support • IES support 	<ul style="list-style-type: none"> • Literacy support groups • Numbers Count maths support group • Fine motor support • 1:1 Active literacy • Phonics support group • English pre-teach/ Catch up • Maths pre-teach/ Catch up • Quiet Room • Reading club • Social Skills Lunch time and playtime club • School trips • Swimming lessons • SALT support • Language & Communication support • Anxiety Intervention • The Junction • Breakfast Club available • Cool Milk • Breaktime snack • Parent support • IES support 	<ul style="list-style-type: none"> • Small group maths support • Literacy support groups • Guided Reading support groups • English pre-teach/ Catch up • Maths pre-teach/ Catch up • Social skills group • Homework Club • Quiet Room • Precision Teaching • SALT support • Language & Communication support • Anxiety Intervention • The Junction • Breakfast Club available • Cool Milk • Breaktime snack • Parent support • IES support

KS2 Disadvantaged/ Pupil Premium Interventions:

<u>Year Four:</u>	<u>Year Five:</u>	<u>Year Six:</u>
<ul style="list-style-type: none"> • Small group maths support • Literacy support groups • Guided Reading support groups • English pre-teach/ Catch up • Maths pre-teach/ Catch up • Social skills group • Homework Club • Quiet Room • Precision Teaching • SALT support • Language & Communication support • Anxiety Intervention • The Junction • Breakfast Club available • Cool Milk • Breaktime snack • Parent support • IES support • Behaviour support • IES support 	<ul style="list-style-type: none"> • Small group maths support (additional maths teacher) • Behaviour support • Parent support • SALT • Precision Teaching • Literacy support groups • Spelling support groups • English pre-teach/ Catch up • Maths pre-teach/ Catch up • Reading/ Inference training support group • Quiet Room • Social skills group • Homework Club • Literacy through sport • SALT support • Language & Communication support • Anxiety Intervention • Planting Positivity • The Junction • Breakfast Club available • Cool Milk • Breaktime snack • Parent support • IES support 	<ul style="list-style-type: none"> • Small group maths support (additional maths teacher) • Personalised 1:2 literacy support • Accelerated Reading • 1:1 maths support • Precision Teaching • English pre-teach/ Catch up • Maths pre-teach/ Catch up • Mental maths support • Literacy support group • Spelling support group • Reading/ inference training support group • Quiet Room • SATs booster groups • Social skills group • Behaviour support • Homework Club • Literacy through sport • SALT support • Language & Communication support • Anxiety Intervention • Planting Positivity • The Junction • Breakfast Club available • Cool Milk • Breaktime snack • Parent support • IES support

Pupil Premium Summaries by Subject

Whole School DPP Reading: Age-related Expectations

Summer 2017 DPP	% Not Met End of Year Expectations	% Met End of Year Expectations +	GAP Comparison with Non DPP	% Exceeded End of Year Expectations
Reading Y1	33.3	66.7	-5	0.0
Reading Y2	20.0	80.0	-12.9	20.0
Reading Y3	0.0	100.0	13.1	0.0
Reading Y4	0.0	100.0	7.8	100.0
Reading Y5	33.3	66.7	-18	0.0
Reading Y6	12.5	87.5	-9.1	25.0

In Years 3 and 4, 100% of DPP pupils met age related expectations in reading. In Years 2 and 6 a percentage of children achieved GDS standard. In Year 4, all DPP children met GDS. In year groups where some children did not meet the end of year expectation, 100% of DPP children made at least expected progress from their starting points (monitored through pupil progress meetings). For these Pupil Premium children, in many cases there is a vulnerable group overlap with SEN/ EAL. Provision for these children will be carefully considered as they move into the next year group.

Pupil Premium Reading Headlines

FS2 Reading DPP

50% of disadvantaged children met GLD. One DPP child working at an emerging level.

Y1 Reading DPP

67% of pupils have reached Expected Standard +.

Y2 Reading DPP

80% of pupils have reached Expected Standard +

Y3 Reading DPP

100% of pupils have met Expected Standard.

Y4 Reading DPP

100% of pupils are working at Greater Depth.

Y5 Reading DPP

67% of pupils have met Expected Standard.

Y6 Reading DPP

88% of pupils have reached Expected Standard+

Reading SUCCESS Stories

In year 2, 20%, in year 4, 100% and in year 6, 25% of DPP pupils achieved Greater Depth standard

Whole School Reading Standardised Scores showing Progress for DPP Group

Current Year Group	Mean SAS			Difference 15-16
	2015	2016	2017	
Y1				
Y2		93.5	99.3	+ 5.8
Y3		92.8	99.8	+7.0
Y4	106.0	106.5	113	+6.5
Y5	87.3	91.0	92	+1
Y6	95.0	102.3	106.7	+4.4

Despite excellent progress being made from year to year, in years 2,3 and 5, standardised scores are disappointingly under the average 100 score for DPP children. In all these year groups, 50% of the DPP children are also SEN which is significant in small groups of children.

Whole School DPP Writing: Age-related Expectations

Summer 2017 DPP	% Not Met End of Year Expectations	% Met End of Year Expectations +	GAP Comparison with Non DPP	% Exceeded End of Year Expectations
Writing Y1	50.0	50.0	-19.8	0.0
Writing Y2	20.0	80.0	-9.3	20.0
Writing Y3	50.0	50.0	-36.9	0.0
Writing Y4	0.0	100.0	10.9	100.0
Writing Y5	66.7	33.3	-43	0.0
Writing Y6	25.0	75.0	-11.4	12.5

In Years 4, 100% of DPP pupils achieved GDS in writing. In Years 2 and 6, a percentage of children achieved GDS standard. In year groups where some children did not meet the end of year expectation, 100% of DPP children made at least expected progress from their starting points (monitored through pupil progress meetings). For these Pupil Premium children, in many cases there is a vulnerable group overlap with SEN/ EAL. Provision for these children will be carefully considered as they move into the next year group.

Pupil Premium Writing Headlines

FS2 Writing DPP

50% of disadvantaged children were exceeding. One DPP child working at an emerging level.

Y1 Writing DPP

50% of pupils have reached Expected Standard +.

Y2 Writing DPP

80% of pupils have reached Expected Standard +

Y3 Writing DPP

50% (2 children) of pupils have met Expected Standard and 50% are at the Developing stage of the tracker.

Y4 Writing DPP

100% of DPP pupils are working at Greater Depth.

Y5 Writing DPP

33% of pupils have met Expected Standard.

Y6 Writing DPP

75% of pupils have reached Expected Standard+

Writing SUCCESS Stories

In year 2, 20%, in year 4, 100% and in year 6, 13% of DPP pupils achieved Greater Depth standard

Whole School Spelling Standardised Scores showing Progress for DPP Group

Current Year Group	Mean SAS		Difference
	Summer 2016	Summer 2017	
Y1	94.0	104.0	+10.0
Y2	101.8	105.3	+3.5
Y3	103.0	104.6	+1.6
Y4	107.8	112.4	+4.6
Y5	106.4	108.4	+2
Y6	108	110	+2

Whole School DPP Maths: Age-related Expectations

Summer 2017 DPP	% Not Met End of Year Expectations	% Met End of Year Expectations +	GAP Comparison with Non DPP	% Exceeded End of Year Expectations
Maths Y1	33.3	66.7	-12.5	0.0
Maths Y2	20.0	80.0	-11.1	0.0
Maths Y3	25.0	75.0	-18.1	0.0
Maths Y4	0.0	100.0	10.9	33.3
Maths Y5	50.0	50.0	-29.3	0.0
Maths Y6	12.5	87.5	-5.7	0.0

In Years 4, 100% of DPP pupils met expected standard with 33% achieving GDS in maths. In Years 2 and 6, a percentage of children achieved GDS standard. In year groups where some children did not meet the end of year expectation, 100% of DPP children made at least expected progress from their starting points (monitored through pupil progress meetings). For these Pupil Premium children, in many cases there is a vulnerable group overlap with SEN/ EAL. Provision for these children will be carefully considered as they move into the next year group.

Pupil Premium Maths Headlines

FS2 Maths DPP

100% of disadvantaged pupils are working at or above typical levels. (One is at risk of falling below)

Y1 Maths DPP

67% of pupils have reached Expected Standard +.

Y2 Maths DPP

80% of pupils have reached Expected Standard +.

Y3 Maths DPP

75% of pupils have met Expected Standard. 33.3% of the DPP children are working at the Developing stage of the tracker with 25% working at the Developing stage of the tracker.

Y4 Maths DPP

100% have met Expected Standard.

Y5 Maths DPP

50% of pupils have met Expected Standard.

Y6 Maths DPP

88% of pupils have reached Expected Standard +.

Maths SUCCESS Stories

In year 4, 33% of DPP pupils achieved Greater Depth standard

Whole School Maths Standardised Scores showing Progress for DPP Group

Current Year Group	Mean SAS			Difference
	Autumn 2014	Autumn 2015	Autumn 2016	
Y2		99.8	99.8	0.0
Y3		98.6	103.2	+4.6
Y4	112.5	109.6	112.4	+2.8
Y5	101.8	104.3	105	+0.7
Y6	91.7	95.6	98	+2.4

DPP Children Successes

Attainment at KS 1

The following reports show the attainment at KS1 for DPP children. Despite the attainment for DPP children being lower than that of DPP children, the percentages for DPP children achieving at Western are higher than the national scores for DPP children in reading, writing and maths.

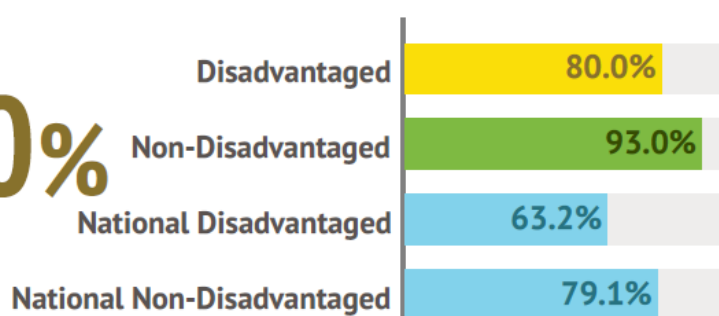
Gap Report > Focus on Disadvantage > Attainment

KS1

Achieving Expected Standard: Reading

Disadvantaged

80.0%



Cohort size = 5

The percentage of disadvantaged students achieving the expected standard in reading is 13.0% less than the non-disadvantaged students average, and 16.8% more than the national Disadvantaged average. The school gap has widened by 22.1% since last year.

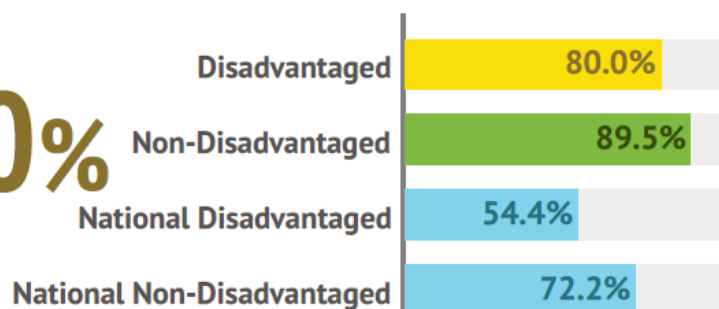
Gap Report > Focus on Disadvantage > Attainment

KS1

Achieving Expected Standard: Writing

Disadvantaged

80.0%



Cohort size = 5

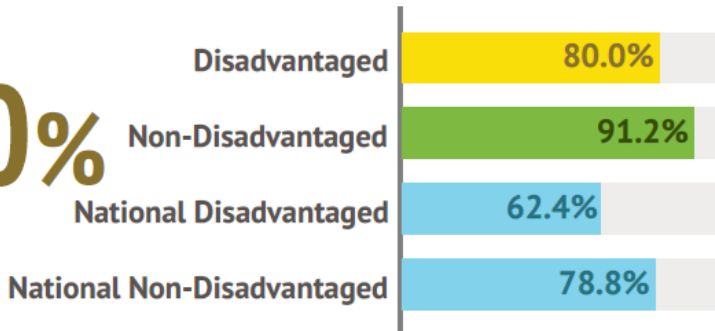
The percentage of disadvantaged students achieving the expected standard in writing is 9.5% lower than the non-disadvantaged students average, and 25.6% more than the national Disadvantaged average. The school gap has widened by 18.6% since last year.

KS1

Achieving Expected Standard: Maths

Disadvantaged

80.0%



The percentage of disadvantaged students at Western Primary School achieving the expected standard in maths is 11.2% less than the non-disadvantaged students average, and 17.6% higher than the national Disadvantaged average. The school gap has narrowed by 6.5% since last year.

Cohort size = 5

KS1 Greater Depth

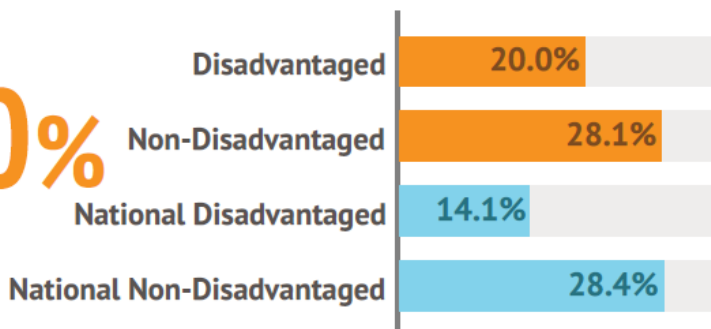
In reading and writing there were a higher percentage of KS1 DPP children at Western achieving greater depth than those nationally. In writing, a higher percentage of DPP children achieved greater depth than the non-DPP children within school.

KS1

Working at Greater Depth within the Expected Standard: Reading

Disadvantaged

20.0%



The percentage of disadvantaged students at Western Primary School achieving greater depth within the expected standard in reading is 8.1% less than the non-disadvantaged students average, and 5.9% higher than the national Disadvantaged average. The school gap has narrowed by 4.6% since last year.

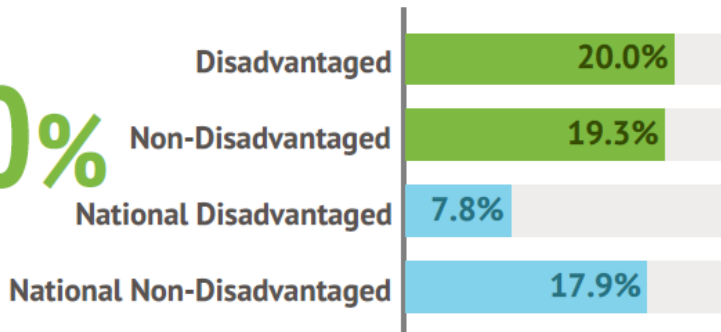
Cohort size = 5

KS1

Working at Greater Depth within the Expected Standard: Writing

Disadvantaged

20.0%



The percentage of disadvantaged students at Western Primary School achieving greater depth within the expected standard in writing is 0.7% more than the non-disadvantaged students average, and 12.2% higher than the national Disadvantaged average. This group is outperforming the non-disadvantaged students average by 6.2% more than last year.

Cohort size = 5

Average Scaled Scores KS2:


The following graphs show the average scaled scores at KS2 across all subjects at Y6. Despite the DPP children’s average scaled scores being lower than that of the non-DPP children, in each case it is higher than the national average.

KS2

Average Scaled Score (AvSS): EGPS

Disadvantaged

107.8




The AvSS for EGPS amongst Pupil Premium student is 2.4 lower than the non-disadvantaged students average, and 4.1 higher than the national Disadvantaged average. The school gap has increased by 1.9 since previous year. This is probably worth exploring in more detail.

KS2

Average Scaled Score (AvSS): Reading

Disadvantaged

106.0




The AvSS for reading amongst Pupil Premium student is 3.1 less than the non-disadvantaged students average, and 4.6 higher than the national Disadvantaged average. The school gap has decreased by 0.9 from previous year. This is probably worth exploring.

KS2

Average Scaled Score (AvSS): Maths

Disadvantaged

102.4



The AvSS for maths for Pupil Premium student is 6 less than the non-disadvantaged students average, and 0.7 higher than the national Disadvantaged average. The school gap has increased by 0.4 from previous year. This could be worth looking at.

NPP

Pupil Premium Spending 2017-18

Number of eligible pupils:	21 (2 of which are service who receive reduced funding - £300)
Pupil premium funding per pupil:	£ 1 320
Total funding allocated:	£ 25 680

Type of support	Cost/pupil	Pupils accessing DPP	DPP Cost Overall
School trips	£112	21	2 352
Swimming	£100	8	800
Food (e.g. breakfast, break snack)	£7	12	84
Cool Milk	£12	21	252
Quiet Room	£277	5	1 385
SALT, Communication & Social Skills	£126	16	2 016
Anxiety Intervention & Planting Positivity	£67	12	804
Literacy support	£284	8	2 272
Maths support Group	£287	8	2 296
Maths support 1:1	£248	1	248
Pre-teach/ catch-up	£88	20	1 760
Support teacher	£387	8	3 096
Resourcing Sanctuary, Retreat and Junction – including support for parents/ outside agency links			£2 500
Diagnostic Assessment	£9	21	189
ICT Software	£19	18	342

The Retreat – Therapeutic counselling	£77	5	385
Family support worker	£125	17	2 125
CPD for support staff	£67	27	1 809
CPD for SENCo	£70	15	1 050
Total allocated:			£ 25 765

Pupil Premium Spending (2017-18)

Pupil Premium Intended Allocation is targeted for:

Continuing provision of small group/ individual ‘catch-up’ interventions for reading and writing to ensure good progress and high attainment:

- Accelerated reading (Y6 at HGS)
- Precision Teaching
- English ‘catch up/ pre-teaching’ groups
- Reading Intervention
- Active Literacy
- Time to Talk (KS1)
- Narrative therapy
- Active Literacy (1:1)
- Spelling support (Nessy programme)
- Handwriting support (Write from the Start)
- Phonics groups

Continuing provision of small group/ individual ‘catch-up’ interventions for maths to ensure good progress and high attainment:

- Number Count (KS1)
- 1:1 intensive maths support
- Group maths support
- Maths ‘catch up/ pre-teaching’ groups
- Extra teacher to reduce maths class sizes in Y5/6

Quiet Room provision for pastoral care

The Junction for the promotion of children's and families' emotional well-being

The Retreat for therapeutic 1:1 counselling

Parent support worker to assist with difficulties in domestic setting

Social skills lunch time club to improve behaviour and peer relationships

Total Sports club to engage and encourage eactive lifestyle

Speech and Language support to develop basis of language and learning

Lego therapy, The Incredible 5 Point scale, Anxiety Intervention, Planting Positivity

Free break time snacks and Cool Milk to develop concentration

School trips assistance to enable access

Swimming lesson assistance to enable access