



Pupil Premium

Report

2015 - 2016

The Government requires the school to publish information about how we use Pupil Premium funding which was introduced in 2011-2012. This money was initially allocated to schools based on the numbers of pupils in the school who were eligible for Free School Meals (FSM), who were 'Looked after Children' or from service families. From 2012-2013, it was expanded to include all children who have been eligible for FSM within the last 6 years. The money is allocated to fund initiatives to ensure all pupils reach their full potential academically, emotionally and socially.

Principles of using Pupil Premium funding at Western Primary School:

- we ensure that teaching and learning opportunities meet the needs of all pupils,
- we ensure that appropriate provision is made for pupils who belong to vulnerable groups which includes ensuring that the needs of socially disadvantaged pupils are assessed and addressed,
- in making provision for socially disadvantaged pupils, we recognise that not all pupils who receive free school meals will be socially disadvantaged,
- we also recognise that not all pupils who are socially disadvantaged are registered or qualify for, free school meals,
- Pupil premium funding will be allocated following a needs analysis to identify priorities across all areas of provision

Pupil Premium Whole School Impact 2014 – 2015:

- 100% of pupil premium pupils attained level 4+ in reading, writing and maths compared to a national level of 85% at the end of year 6
- By year 6, 100% of pupil premium children are making at least expected progress
- At least expected progress has increased from 98% of children in 2013-14 to 100% of children in 2015-16
- Pupil premium spending has supported interventions across the school to accelerate progress and raise attainment for targeted children

Pupil Premium Spending 2014 -15

Number of eligible pupils:	40
Pupil premium funding per pupil:	£1300
Total funding allocated:	£48 298.50

Type of support	Cost/pupil	Pupils accessing PP	PP Cost Overall
School trips	£173	40	9920
Swimming	£100	9	900
Food (e.g. breakfast, break snack)	£7	12	84
Before School Club	£97	3	291
Quiet Room	£377	7	2639
SALT	£326	4	1304
Literacy support	£484	8	3872
Maths support Group	£587	12	7044
Maths support 1:1	£148	1	148
Support teacher	£387	6	2322
Diagnostic Assessment	£9	40	360
ICT Software	£19	12	228
ICT hardware	£300	8	2400
Behaviour support provision	£780	8	6240
Parent support worker	£125	12	1500
CPD for support staff	£167	40	6680
CPD for SENCo	£70	40	2800
Total spent:			£48 730

Pupil Premium Interventions and Impact by Year Group

Year One Interventions:

- Literacy Support Group
- Numbers Count Maths Support Group
- Quiet Room
- Phonics Support Group
- School trips

Year One Impact:

Y1 Reading (July 2015)

GROUPS	% working below age related expectations	% Working at age related expectations +	% working above age related expectations
Pupil Pr	42.9	57.1	0
Non PP	14.3	86.7	7.5

57% of pupil premium children have met end of year expectations. The 43% who are in the developing section are all on the SEN register.

Y1 Writing (July 2015)

GROUPS	% working below age related expectations	% Working at age related expectations +	% working above age related expectations
Pupil Pr	42.9	57.1	0
Non PP	13.2	86.8	3.8

57% of pupil premium children have met end of year expectations. The 43% who are in the developing section are all on the SEN register.

Y1 Maths (July 2015)

GROUPS	% working below age related expectations	% Working at age related expectations +	% working above age related expectations
Pupil Pr	42.9	57.1	0
Non PP	13.2	86.8	3.8

57% of pupil premium children have met end of year expectations. The 43% who are in the developing section are all on the SEN register.

Year Two Interventions

- Literacy support groups
- Numbers Count maths support group
- 1:1 maths support
- Phonics support group
- Quiet Room
- Reading club
- Social Skills Lunch time and playtime club
- School trips
- Swimming lessons

Year Two Impact:

Y2 Reading (July 2015)

GROUPS	% working below age related expectations	% Working at age related expectations +	% working above age related expectations
Pupil Pr	0	100	100
Non PP	2	98	79

All pupil premium children achieved a L3 and made more than expected progress.

Y2 Writing (July 2015)

GROUPS	% working below age related expectations	% Working at age related expectations +	% working above age related expectations
Pupil Pr	0	100	100
Non PP	7	93	55

All pupil premium children achieved a L3 and made more than expected progress.

Y2 Maths (July 2015)

GROUPS	% working below age related expectations	% Working at age related expectations +	% working above age related expectations
Pupil Pr	0	100	100
Non PP	3	97	64

All pupil premium children achieved a L3 and made more than expected progress.

Year Three Interventions:

- Small group maths support
- Literacy support group
- Reading support group
- Social skills lunch time group
- School trips
- Homework Club
- Quiet Room
- Sports Club
- Swimming lessons

Year Three Impact:**Y3 Reading (July 2015)**

GROUPS	% working below age related expectations	% Working at age related expectations +	% working above age related expectations
Pupil Pr	0	100	0
Non PP	12.1	87.9	10.3

100% of pupil premium children have met end of year expectations which is more than the attainment of non-pupil premium children.

Y3 Writing (July 2015)

GROUPS	% working below age related expectations	% Working at age related expectations +	% working above age related expectations
Pupil Pr	0	100	0
Non PP	15.6	84.4	10.3

100% of pupil premium children have met end of year expectations which is more than the attainment of non-pupil premium children.

Y3 Maths (July 2015)

GROUPS	% working below age related expectations	% Working at age related expectations +	% working above age related expectations
Pupil Pr	20	80	0
Non PP	10.3	89.7	5.2

80% of pupil premium children have met end of year expectations which is in line with the attainment of non-pupil premium children.

Year Four Interventions:

- Small group maths support
- Literacy support group
- Reading support group
- Social skills lunch time group
- School trips
- Quiet Room
- Sports Club
- Homework Club
- Swimming lessons

Year Four Impact:**Y4 Reading (July 2015)**

GROUPS	% working below age related expectations	% Working at age related expectations +	% working above age related expectations
Pupil Pr	0	100	0
Non PP	5.4	94.6	12.5

100% of pupil premium children have met end of year expectations which is more than the attainment of non-pupil premium children.

Y4 Writing (July 2015)

GROUPS	% working below age related expectations	% Working at age related expectations +	% working above age related expectations
Pupil Pr	0	100	0
Non PP	7.1	92.9	14.3

100% of pupil premium children have met end of year expectations which is more than the attainment of non-pupil premium children.

Y4 Maths (July 2015)

GROUPS	% working below age related expectations	% Working at age related expectations +	% working above age related expectations
Pupil Pr	25	75	0
Non PP	14.3	85.7	12.5

75% of pupil premium children have met end of year expectations. One child who achieved slightly below end of year expectation will be working in a smaller maths group next year with extra adult support and intervention to support.

Year Five Interventions:

- Small group maths support (additional maths teacher)
- Behaviour support
- Parent support
- SALT
- Literacy support group
- Spelling support group
- Reading support group
- Quiet Room
- Sports Club
- Social skills lunch time group
- Homework Club
- School trips

Year Five Impact:

Y5 Reading (July 2015)

GROUPS	% working below age related expectations	% Working at age related expectations +	% working above age related expectations
Pupil Pr	20	80	0
Non PP	12.1	87.9	13.8

80% of pupil premium children have met end of year expectations which is broadly in line with the attainment of non-pupil premium children.

Y5 Writing (July 2015)

GROUPS	% working below age related expectations	% Working at age related expectations +	% working above age related expectations
Pupil Pr	20	80	0
Non PP	10.3	89.7	5.2

80% of pupil premium children have met end of year expectations which is broadly in line with the attainment of non-pupil premium children.

Y5 Maths (July 2015)

GROUPS	% working below age related expectations	% Working at age related expectations +	% working above age related expectations
Pupil Pr	40	60	0
Non PP	8.7	91.3	10.3

60% of Pupil Premium children have met end of year expectations. Two children who did not meet end of year expectations are being targeted for further assessment, intervention and support

Year Six Interventions:

- Small group maths support
- 1:1 maths support
- Mental maths support
- Literacy support group
- Spelling support group
- Reading support group
- Quiet Room
- Sports Club
- SATs support groups
- Social skills lunch time group
- School trips (residential)
- Homework Club

Year Six Impact:**Y6 Reading (July 2015)**

GROUPS	% working below age related expectations	% Working at age related expectations +	% working above age related expectations
Pupil Pr	0	100	17
Non PP	2	98	34

100% of pupil premium children are working at age related expectation with 17% above this expectation.

Y6 Writing (July 2015)

GROUPS	% working below age related expectations	% Working at age related expectations +	% working above age related expectations
Pupil Pr	0	100	67
Non PP	0	100	46

100% of pupil premium children are working at age related expectation with 67% above this expectation.

Y6 Maths (July 2015)

GROUPS	% working below age related expectations	% Working at age related expectations +	% working above age related expectations
Pupil Pr	0	100	83
Non PP	4	96	49

100% of pupil premium children are working at age related expectation with 83% above this expectation.

Closing the Gap

Please see the following pages (Raiseonline data) for information about how the 'gap' between pupil premium and non-pupil premium children is closing.

The three year picture is a closing gap (the attainment gap is narrowing).

Data for the middle year (2014) shows a less favourable picture. This is because there were twice as many children with SEN within the pupil premium group compared with the other years.

Following that, the Arbor reports for core subjects show the positive picture in terms of APS for pupil premium children vs non-pupil premium children and the difference compared to national which is to be celebrated. There is also a very positive picture in terms of the school gaps which, in all subjects, has improved over the last two years.

Closing the Gap

Average Point Scores

	2013				2014				2015			
Overall	Mathematics, Reading and Writing (TA)				Mathematics, Reading and Writing (TA)				Mathematics, Reading and Writing (TA)			
	Cohort	School	National Other	Diff	Cohort	School	National Other	Diff	Cohort	School	National Other	Diff
Disadvantaged pupils	9	29.0	29.1	-0.1	7	27.9	29.4	-1.5	6	32.5	29.5	3.0
Other pupils	51	28.8	29.1	-0.3	56	30.5	29.4	1.1	60	31.0	29.5	1.5
Within school gap		0.2				-2.6				1.5		
Mathematics												
Disadvantaged pupils	9	29.7	29.5	0.2	7	27.0	29.8	-2.8	6	33.0	29.8	3.2
Other pupils	51	28.9	29.5	-0.6	56	30.9	29.8	1.1	60	31.1	29.8	1.3
Within school gap		0.8				-3.9				1.9		
Reading												
Disadvantaged pupils	9	29.0	29.2	-0.2	7	29.6	29.7	-0.1	6	32.0	29.6	2.4
Other pupils	51	29.7	29.2	0.5	56	30.9	29.7	1.2	60	31.2	29.6	1.6
Within school gap		-0.7				-1.3				0.8		

Writing (TA)												
Disadvantaged pupils	9	27.7	28.3	-0.6	7	27.9	28.6	-0.7	6	32.0	28.9	3.1
Other pupils	51	27.8	28.3	-0.5	56	29.6	28.6	1.0	60	30.5	28.9	1.6
Within school gap		-0.1				-1.7				1.5		
English Grammar, Punctuation and Spelling												
Disadvantaged pupils	9	29.7	28.8	0.9	7	27.9	29.4	-1.5	6	31.0	29.9	1.1
Other pupils	51	28.3	28.8	-0.5	56	30.0	29.4	0.6	60	31.3	29.9	1.4
Within school gap		1.4				-2.1				-0.3		

KS2

Average Points Score (APS): Core Subjects

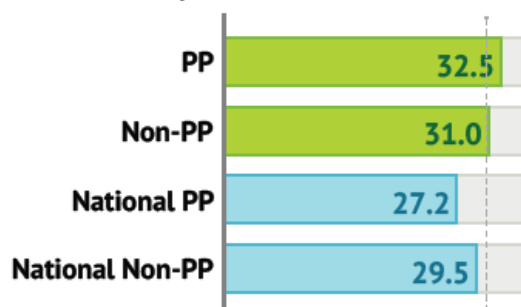
Pupil Premium (FSM or CLA)



32.5

▲ 4.6 from 2013/14

▲ 3.5 from 2012/13



The KS2 APS for core subjects amongst Pupil Premium students is 1.5 points greater than the non-Pupil Premium students average, and 5.3 points greater than the national Pupil Premium students average. The school gap has improved by 1.3 points from 2 years ago. That's great!

Cohort size = 6

KS2

Average Points Score (APS): Reading

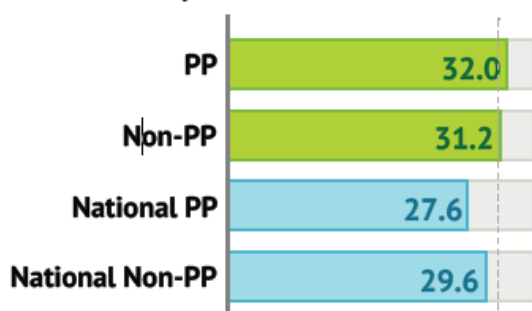
Pupil Premium (FSM or CLA)



32.0

▲ 2.4 from 2013/14

▲ 3.0 from 2012/13



The KS2 APS for Reading amongst Pupil Premium students is 0.8 points greater than the non-Pupil Premium students average, and 4.4 points greater than the national Pupil Premium students average. The school gap has improved by 1.5 points from 2 years ago. Well done!

Cohort size = 6

KS2

Average Points Score (APS): Writing

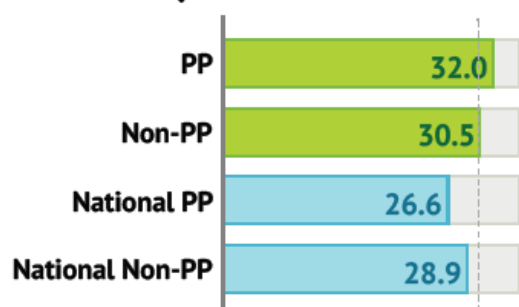
Pupil Premium (FSM or CLA)



32.0

▲ 4.1 from 2013/14

▲ 4.3 from 2012/13



The KS2 APS for Writing amongst Pupil Premium students is 1.5 points greater than the non-Pupil Premium students average, and 5.4 points greater than the national Pupil Premium students average. The school gap has improved by 1.6 points from 2 years ago. Great news!

Cohort size = 6

KS2

Average Points Score (APS): Maths


Pupil Premium (FSM or CLA)



33.0

▲ 6.0 from 2013/14

▲ 3.3 from 2012/13



The KS2 APS for Maths amongst Pupil Premium students is 1.9 points greater than the non-Pupil Premium students average, and 5.7 points greater than the national Pupil Premium students average. The school gap has improved by 1.1 points from 2 years ago. Congratulations!

Cohort size = 6

Pupil Premium Spending (2015-16)

Pupil Premium Intended Allocation is targeted for:

Continuing provision of small group/ individual 'catch-up' interventions for reading and writing to ensure good progress and high attainment:

- Accelerated reading (Y6 at HGS)
- Reciprocal reading (Y3/4)
- Reading Intervention
- Active Literacy
- Time to Talk (KS1)
- Narrative therapy (KS1)
- Link Project
- Spelling support
- Handwriting support
- Phonics groups

Continuing provision of small group/ individual 'catch-up' interventions for maths to ensure good progress and high attainment:

- Number Count (KS1)
- 1:1 intensive maths support (Y5/6)
- Group maths support
- Extra teacher to reduce maths class sizes in Y5/6

Quiet Room provision for pastoral care

Parent support worker to assist with difficulties in domestic setting

Social skills lunch time club to improve behaviour and peer relationships

Before school sports club to engage

Speech and Language support to develop basis of language and learning

Free break time snacks to develop concentration

School trips assistance to enable access

Swimming lesson assistance to enable access